

# YOUTHPASS IN YOUTH DIALOGUE PROJECTS

## WHAT IS YOUTHPASS?

Youthpass is a certificate, but it is so much more! It is a process that helps young people to become aware of what they are learning when taking part in Youth Dialogue projects. The certificate confirms their learning achievements by including participants' self-assessment that they have written themselves.




In this project, I learned a lot about how I can influence the political decisions that affect my life: by actively discussing these issues with my peers and by giving recommendations to local politicians.

## WHY USE YOUTHPASS?

Learning to participate in a democratic society is no small thing. The Youthpass process is useful for helping young people find the words to describe what they are learning and the competences they are developing while taking part in a project.


Youthpass has been shown to be useful when looking for a job or pursuing further education. Bear in mind that for young people with fewer opportunities, Youthpass may be the only certificate they have.



## WHO CAN RECEIVE YOUTHPASS? WHO IMPLEMENTS IT?

Anyone - participants and team members - who has gone through a learning experience in your project can receive a Youthpass. The organisers are responsible for implementing the Youthpass process by creating an account at [Youthpass.eu](https://youthpass.eu) and using it to generate and sign the certificates.

Team leaders, project organisers or facilitators should be on hand to support participants in reflecting on their learning and formulating their learning outcomes.



# WHEN AND HOW IS YOUTHPASS IMPLEMENTED?

## PLANNING

Before the activities start, you (and your partners) should get acquainted with Youthpass. [Youthpass.eu](https://youthpass.eu) has lots of instructions and material that can help your team with that. Together, you should clearly set the learning goals of the project.

Make sure that the activities you are planning also include enough reflection time for participants to become aware of what they are learning during the process.



## IMPLEMENTATION

While your activities take place, ensure that participants have sufficient attractive methods at their disposal to document their learning (such as a learning journal, a vlog, drawings, notes, etc).

The publication [Youthpass Unfolded](https://youthpass.eu), which is available for free on the Youthpass website, contains several suitable methods. Some of them can be led by a facilitator, while others are meant for peer support. Check them out!

At the end of the programme, don't forget to print out and sign participants' certificates.  
**Tip:** You can do this before the activities start and save precious time.

Participants' individual self-assessments can be completed and sent later if necessary.



## FOLLOW-UP

If the participants need to take extra time to write their self-assessment from home after attending the project, they may benefit from some support during the writing process.


**Tip:** the self-assessment form is divided into sections that correspond to the [Key Competences](https://youthpass.eu) for Lifelong Learning framework. The participants don't have to fill all of them in; they can just use those that are relevant to their learning in this project, such as *Personal, Social and Learning to Learn Competence* or *Citizenship Competence*.

Together with your partners you can evaluate how you implemented Youthpass and what you plan to improve next time.



# HOW ARE YOUTHPASS CERTIFICATES ISSUED?

[Youthpass.eu](https://youthpass.eu) is where you register your project, insert the project details and generate the certificates. It is also where participants can complete their self-assessment. For this, you need to invite them to access their personal form via the Youthpass tool (this is an automated function of the platform). The system allows a support person – for instance, a trainer or facilitator - to review their self-assessment before generating the full certificate.



Youthpass is the recognition instrument for the Erasmus+: Youth in Action and the European Solidarity Corps programmes. The Youthpass certificate helps to recognise participation in the project as an educational experience and a period of non-formal learning.

SALTO Training and Cooperation Resource Centre is responsible for the implementation of the Youthpass strategy across Europe. You can contact the Youthpass Team at [youthpass@salto-youth.net](mailto:youthpass@salto-youth.net).

Further support on Youthpass is available from Youthpass Contact Persons in each National Agency.

**Youthpass**

**SALTO**  
TRAINING &  
COOPERATION



**Erasmus+**